

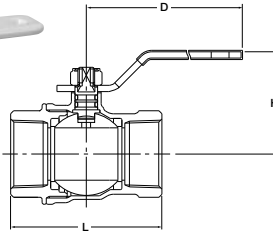
TYPE 600

BRASS BALL VALVE, FULL PORT

Bolted body and cap, Blowout-proof stem, Double O-ring stem seals, Threaded ends to ASME B1.20.1 or solder joint ends

W.O.G. non-shock 4.14 MPa (600 psi)*, W.O.G. 150°C 1.03 MPa (150 psi)

*Size 4: W.O.G. non-shock 2.76 MPa (400 psi), W.O.G. 150°C 0.69 MPa (100 psi)



Materials

Parts	Material
Body	Brass/Bronze*
Body cap	Brass/Bronze*
Stem	Brass: Nickel plated
Ball	Brass: Tin-Nickel plated (Size 1/4 to 3) Brass: Nickel-chrome plated (Size 4)
Ball seat	PTFE
O-ring	FKM

*Size 4 only

⚠ Solder joint end valves should not be used in service where the temperature of the line fluid is higher than the softening point of the solder.

Fig. AKSZA

Fig. CSAZ

- Threaded end to ASME B1.20.1
- Solder joint to ASMB 16.18



*AKSZA only

Dimensions

Nominal Size	mm											
	inch	1/4	3/8	1/2	3/4	1	1 1/4	1 1/2	2	2 1/2	3	4
L	42	42	53	60	72	84	92	110	138	167	193	
L1 Solder		46	54	73	88	100	115	140	164	187		
H	37	37	40	43	50	55	65	72	100	112	131	
D	70	70	80	80	110	110	150	150	200	300	300	

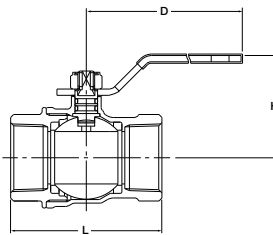
TYPE 600

BRASS BALL VALVE, FULL PORT

Bolted body and cap, Blowout-proof stem, Double O-ring stem seals, Threaded ends to BS21

W.O.G. non-shock 4.14 MPa (600 psi), W.O.G. 150°C 1.03 MPa (150 psi)

*Size 4: W.O.G. non-shock 2.76 MPa (400 psi), W.O.G. 150°C 0.69 MPa (100 psi)



Materials

Parts	Material
Body	Brass/Bronze*
Body cap	Brass/Bronze*
Stem	Brass: Nickel plated
Ball	Brass: Chrome free plated (Size 1/4 to 3) Brass: Nickel-chrome plated (Size 4)
Ball seat	PTFE
O-ring	FKM

*Size 4 only

Fig. SZA

- Threaded end to BS21

Dimensions

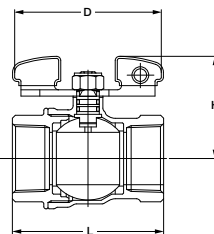
Nominal Size	mm											
	inch	1/4	3/8	1/2	3/4	1	1 1/4	1 1/2	2	2 1/2	3	4
L	42	42	53	60	72	84	92	110	138	167	193	
H	37	37	40	43	50	55	65	72	101	113	131	
D	70	70	80	80	110	110	150	150	200	300	300	

TYPE 600

BRASS BALL VALVE, FULL PORT

Bolted body and cap, Blowout-proof stem, Double O-ring stem seals, Threaded ends to ASME B1.20.1 or solder joint ends

W.O.G. non-shock 4.14 MPa (600 psi), W.O.G. 150°C 1.03 MPa (150 psi)



Materials

Parts	Material
Body	Brass
Body cap	Brass
Stem	Brass: Nickel plated
Ball	Brass: Tin-Nickel plated
Ball seat	PTFE
O-ring	FKM

⚠ Solder joint end valves should not be used in service where the temperature of the line fluid is higher than the softening point of the solder.

Fig. AKSZAW

Fig. CSAZAW

- Threaded end to ASME B1.20.1
- Solder joint to ASME B16.18



*AKSZAW only

Dimensions

Nominal Size	mm											
	inch	1/4	3/8	1/2	3/4	1	1 1/4	1 1/2	2	2 1/2	3	4
L	42	42	53	60	72	84	92	110	138	167	193	
L1 Solder		46	54	73	88	100	115	140	164	187		
H	35	35	41	45	54	59	75	82	100	112	131	
D	55	55	70	70	100	100	130	130	200	300	300	