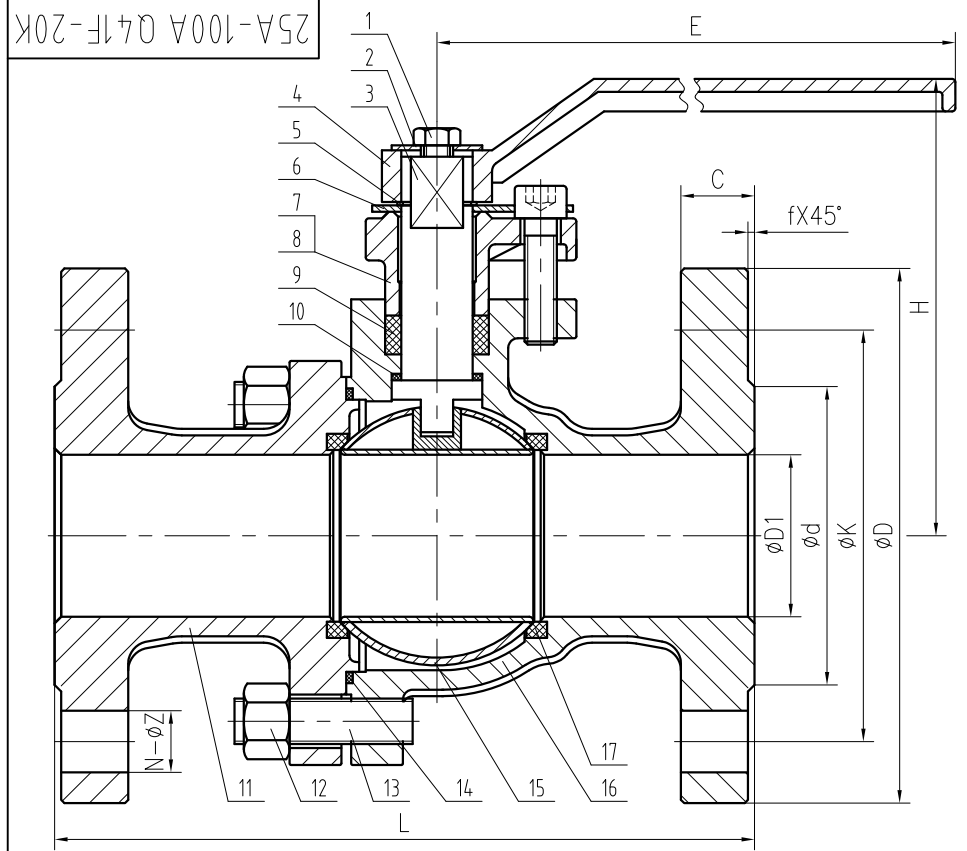


25A-100A Q41F-20K

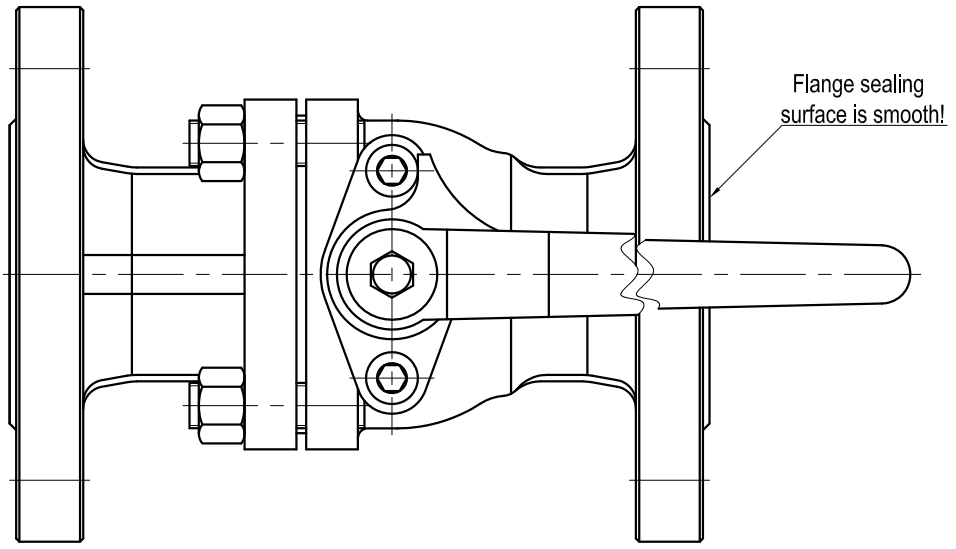
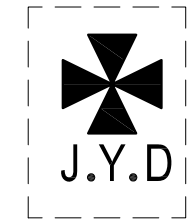


MAIN PARTS AND MATERIALS

NO.	PART NAME	MATERIAL	NO.	PART NAME	MATERIAL
1	Screw	1045	10	Thrust Gasket	PTFE
2	Washer	1045	11	Bonnet	SCPH2
3	Stem	304	12	Nut	1045
4	Handle	SCPH2	13	Stud	1045
5	Retaining ring	65Mn	14	Gasket	PTFE
6	Orientation patch	1045	15	Ball	304
7	Screw	1045	16	Body	SCPH2
8	Gland	SCPH2	17	Seat	RPTFE
9	Packing	PTFE	18		

Note: This diagram expressing only component material details and dimensions;  
Other shipment please prevail in kind !!!

20K-100  
SCPH2



	D1	d	K	D	C	f	N-Z	L	H	E
25A	25	67	90	125	16	1	4-19	165	109	150
50A	49	96	120	155	18	2	8-19	216	151	255
80A	78	132	160	200	22	2	8-23	283	209	350
100A	98	160	185	225	24	2	8-23	305	228	350

ASSEMBLY DRAWING				Ball Valve-RF	
				25A-100A Q41F-20K	